

Introduction to knowledge organisers

At Sedgemoor Academy, we want to help you **retain more knowledge** for each subject

One way that we do this is by using **knowledge organisers**.



■ Hard work ■ Kindness ■ Integrity ■ Excellence

2024-2025

Year 7 | Cycle 1

100% Book

Name:

Tutor group:

Your knowledge organiser is an essential part of your equipment that you **must** keep safe.

Your tutor will now give you your copy. Please write your full name and tutor group on the front cover.



■ Hard work ■ Kindness ■ Integrity ■ Excellence

Introduction to knowledge organisers

Your teacher will now also give you your **self-quizzing book** which will be used with your knowledge organiser.



On the front of your book please write:

Full name:

Tutor group:

Self-Quizzing Book 2024-25

Please write **clearly and neatly.**

What is inside my knowledge organiser?

Your knowledge organiser contains essential key words and definitions for each of your subjects. These words have been produced by your teachers to help you make excellent progress.

Year 7 – Cycle 1 – Art & Design

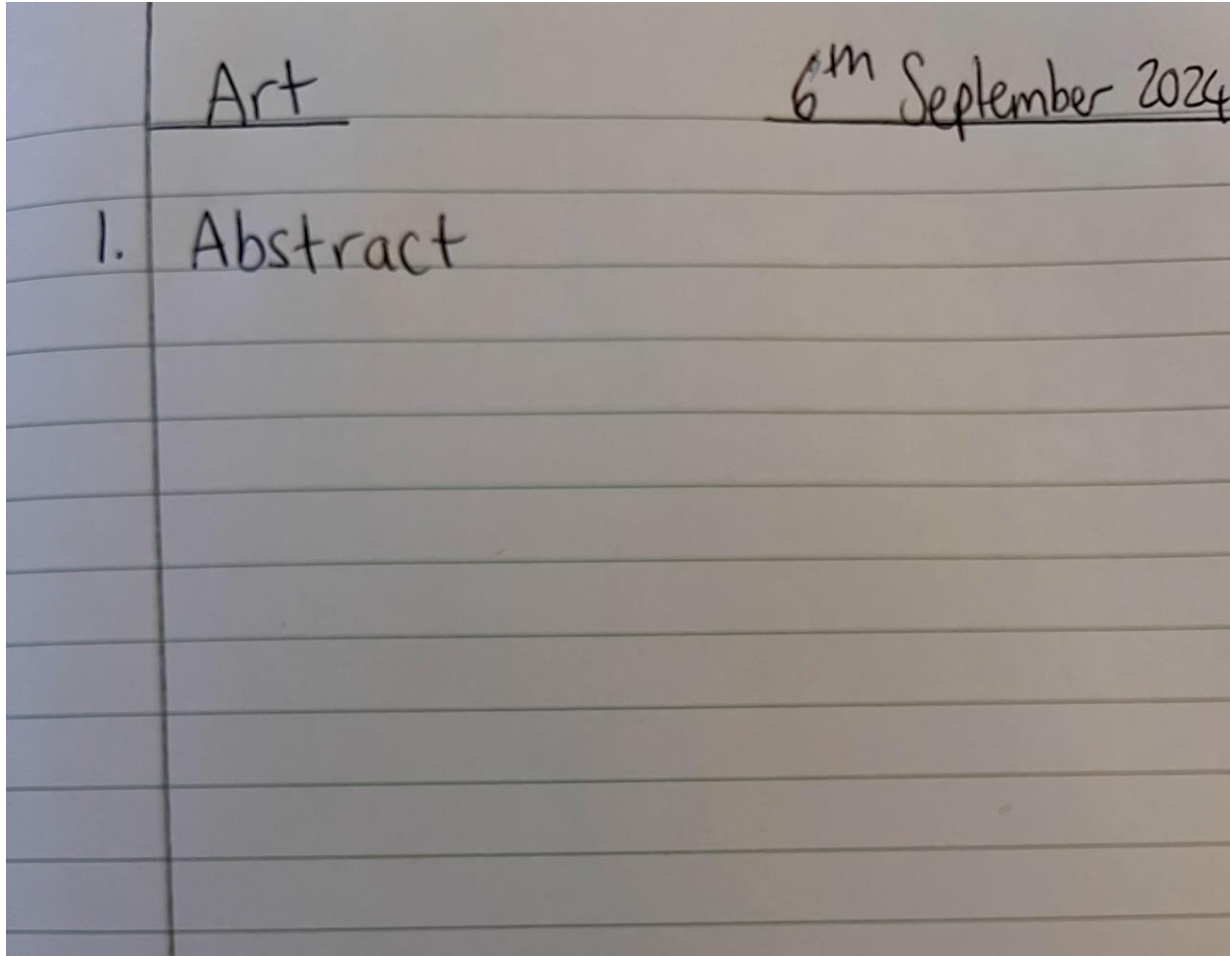
| | | | |
|----|-----------------------|--|-----------------------------|
| 1 | Abstract | Art that uses basic shapes and colour rather than representing reality | Week Beginning: 09/09/24 |
| 2 | Positive space | The area of an artwork designed to be the main focus | Week Beginning: 16/09/24 |
| 3 | Negative space | The space around and between the focal point of an image | Week Beginning: 23/09/24 |
| 4 | Composition | The action of arranging different parts of an image | Week Beginning: 30/09/24 |
| 5 | Collage | Art made by sticking different materials on top of one another | Week Beginning: 08/10/24 |
| 6 | Silhouette | An object seen as a solid shape in a single colour | Week Beginning: 14/10/24 |
| 7 | Mark-making | The different lines, dots, marks, patterns and textures created in a drawing | Week Beginning: 21/10/24 |
| 8 | Primary colours | Red, blue and yellow: the colours that cannot be made by mixing | Week Beginning: 04/11/24 |
| 9 | Secondary colours | Green, orange and purple: the colours made by mixing two primary colours | Week Beginning: 11/11/24 |
| 10 | Tertiary colours | Made by mixing one primary colour and one secondary colour | Week Beginning: 18/11/24 |
| 11 | Analogous colours | Similar colours next to each other on the colour wheel | Week Beginning: 25/11/24 |
| 12 | Complementary colours | Opposite colours on the colour wheel which create contrast | Week Beginning: 02/12/24 |

Each week you will focus on **one row** from each subject.



For Y7 art, it will be the word **'abstract'** and its definition. You must memorise these words and definitions.

How do I memorise the words and definitions?



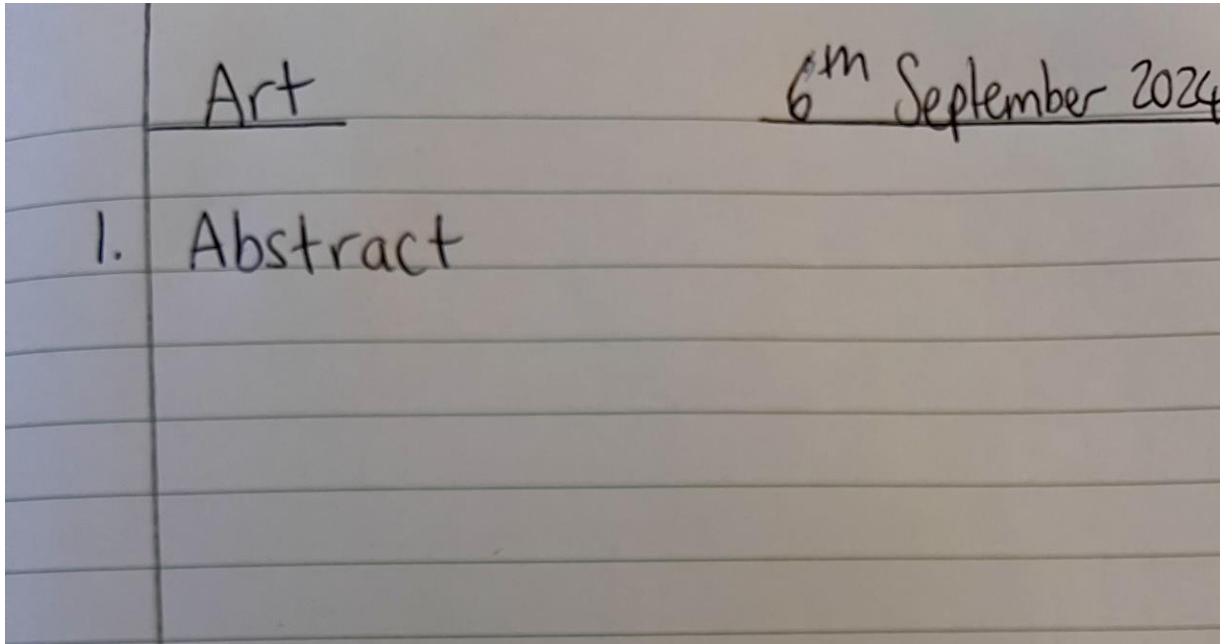
1. In your self-quizzing book, you will write the date and the subject. You will **underline these** with a ruler.

2. You will write out the key word from the first subject.

How do I memorise the words and definitions?

Year 7 – Cycle 1 – Art & Design

| | | | |
|---|----------|--|-----------------------------|
| 1 | Abstract | | Week Beginning: 09/09/24 |
| | | | Week Beginning: |



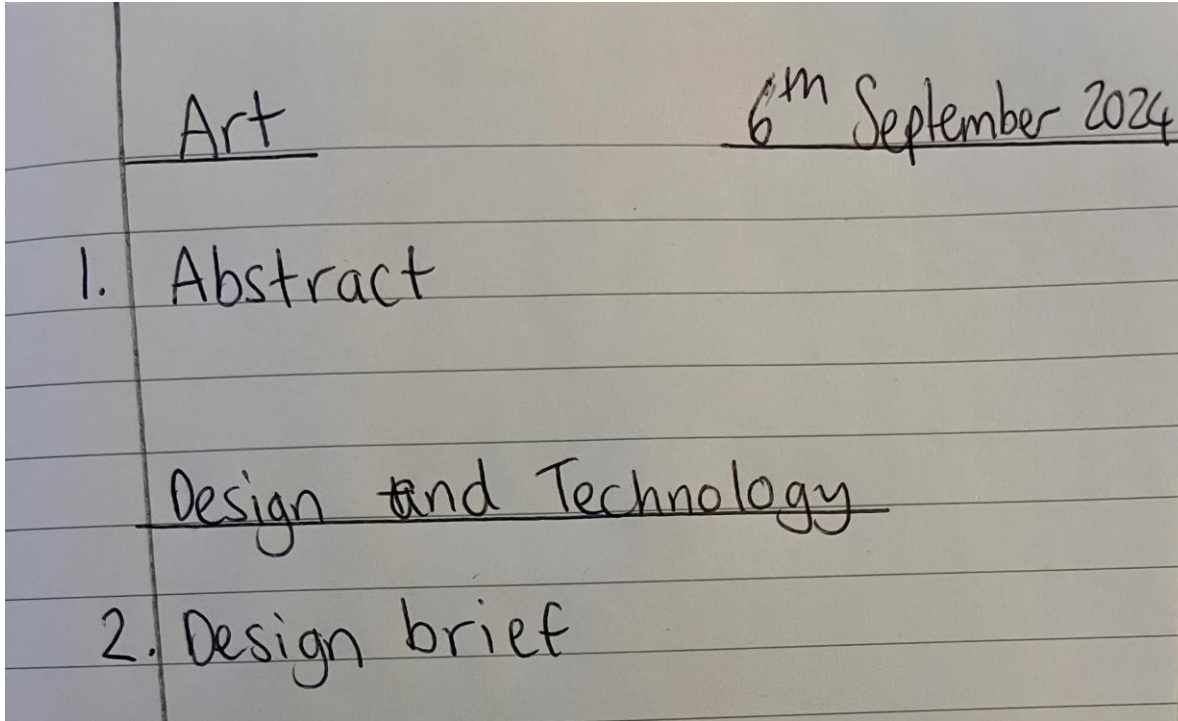
3. READ the definition of the key word you wrote.

4. COVER the definition of the key word (so that you can't see it).

5. SAY the definition for the key word in your head.

6. CHECK the definition that you said is correct.

How do I memorise the words and definitions?

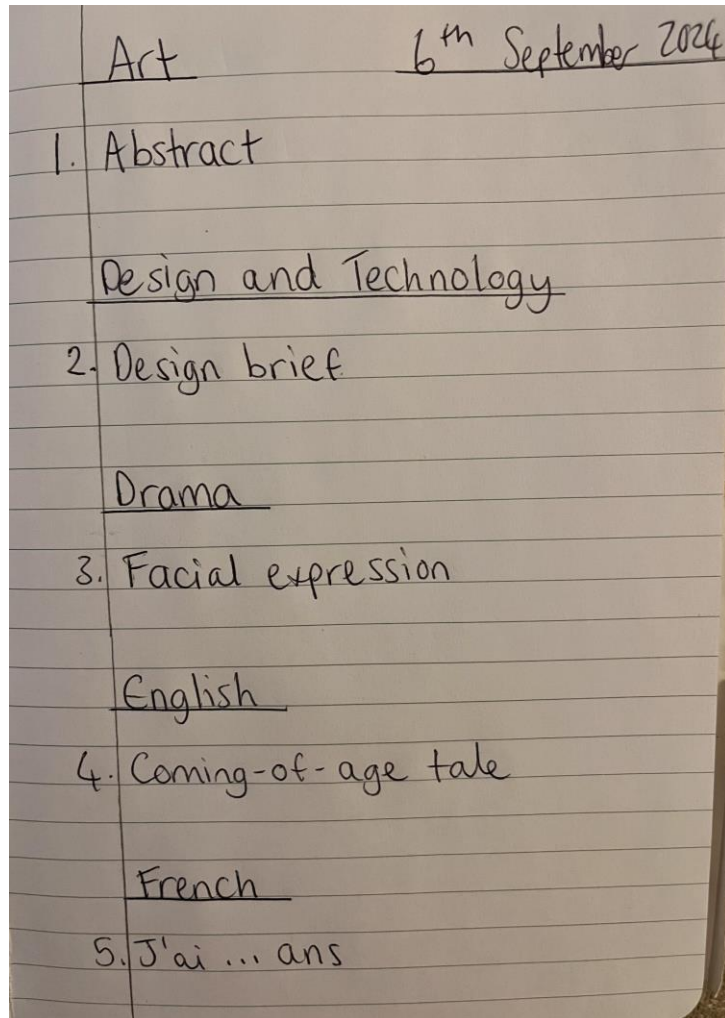


If you got the definition right, move on to the first row of the next subject.

Write the name of the subject and underline it. Then write the new key word.

Repeat the '**read, cover, write and check**' process. In this case, it's for the phrase 'design brief'.

How do I memorise the words and definitions?

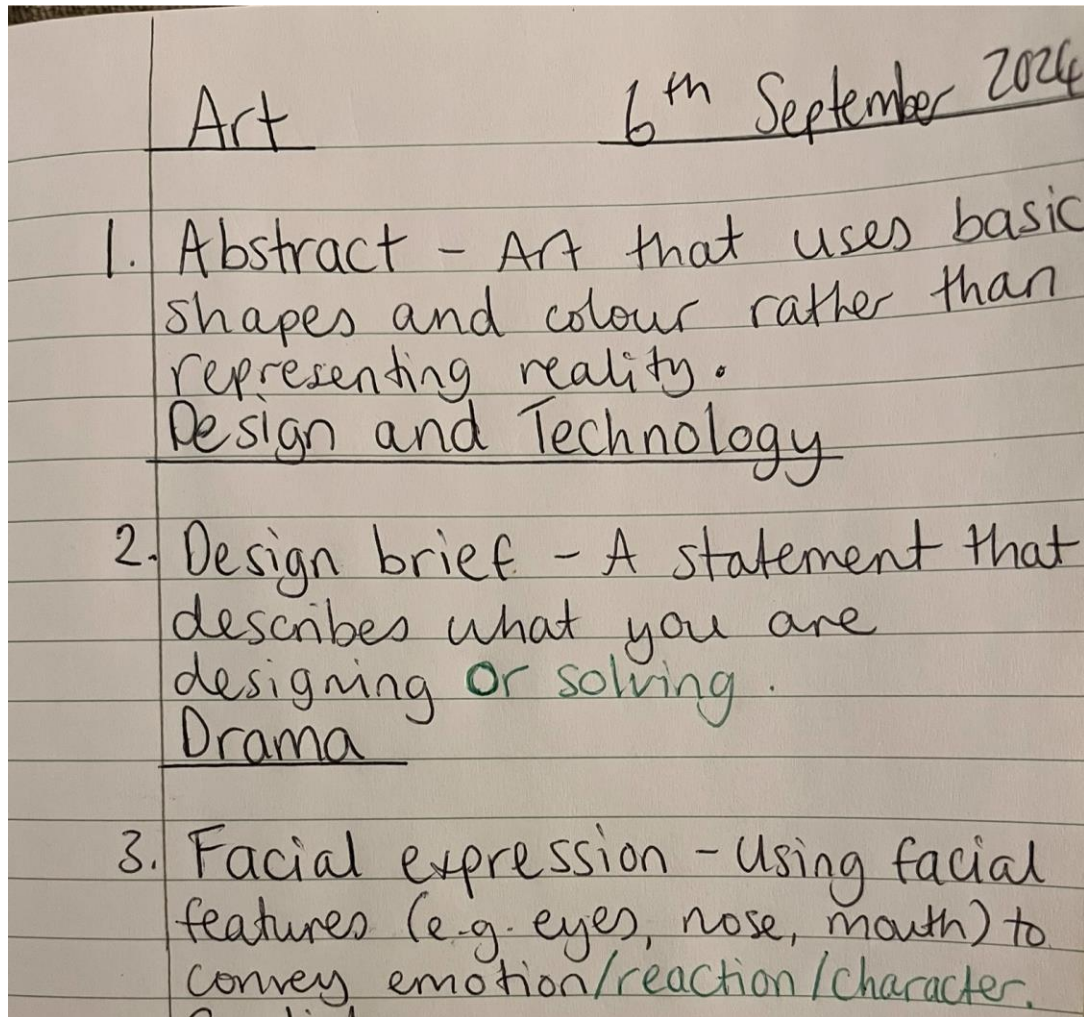


You need to repeat this process **5 times** before going on to the next stage.

Write the name of the subject and underline it. Then write the new key word.

Repeat the '**read, cover, write and check**' process.

How do I memorise the words and definitions?



Once you have memorised your first five rows, you need to **close** your knowledge organiser.

Write each definition from memory.

Correct your answers in **green** pen.

Repeat the process for the next 5 rows in your knowledge organiser.

Remember: you will need to practice any incorrect definitions again.

How will I retain the words and definitions?



Each week you will complete a quiz on Microsoft Forms to assess the words you have learnt from the previous week.

For example, Year 8 will be quizzed on week 1 words on Thursday of week 2.

In total, you should be memorising **12** words and definitions every week. You should therefore also be completing practice for homework.

How will I retain the words and definitions?



Quiz days

Year 7: Wednesday tutor time

Year 8: Thursday tutor time

Year 9: Friday tutor time

Year 10: Thursday tutor time

Aim for excellence – 100%!